

Certification Report

Report No.: CR-1:86507

Issue Date: 24-Mar-2021

CUSTOMER INFORMATION

Name: Brentwood Industries
Address: Tomas Alva Edison Park, Blvd Corredor Tijuana-Rosarito 2000
 # 15202 Int MT-3C, Zona Cerril General
City: Tijuana
State: B.C.
ZIP: 22330

EQUIPMENT INFORMATION

ID Number: CR-1
Manufacturer: N/A
Model: N/A
Description: Clean Room
Serial Number: N/A

This is to certify, that the test results recorded in the attached test report are correct, accurate and were conducted in accordance with the requirements of the applicable standards mentioned in this document. Therefore, only covers the tests in the test report. With the issuance of this certificate, Test Solutions de México, S.A. de C.V. accepts full responsibility for the accuracy of the test results and certification. This certification expires on the due date indicated. All the equipment used is traceable through a National Metrology Institute (NMI), as well as the National Institute of Standards and Technology (NIST) and/or the Centro Nacional de Metrología (CENAM).

This Certification Report complies with the requirements of ISO/IEC 17025:2017, and shall not be reproduced, except in full, without the written permission of the Laboratory issuing this report.

TEST INFORMATION

Area Status: "Operational"
Test Interval: Yearly
Test Date: 16-Mar-2021
Due Date: 16-Mar-2022
Temperature: 20.3 °C
Humidity: 46.0 %RH
Tech Comments: Attached Data Sheet(s).

Class: ISO-7
Type: Non-Unidirectional
Performed by: Carlos Ramirez
Procedure Used: ISO 14644-1 & 3

This Clean Room complies with the standards; **ISO 14644-1:2015, ISO 14644-3:2019, IEST-RP-CC006.3 & IEST-RP-CC034.4.**

Production Room - ISO Class 7 at 0.5, 1.0 & 5.0 µm, Raw Materials Room - ISO Class 7 at 0.5, 1.0 & 5.0 µm and Gowning Room - ISO Class 7 at 0.5 µm, 1.0 µm & 5.0 µm.

EQUIPMENT USED

Asset #	Description	Cal. Date	Due Date	Traceability #
172	Fluke 975 AirMeter	10/20/2020	10/20/2021	2927036
220	TSI Alnor EBT731 Balometer	9/4/2020	9/4/2021	EBT73131644014
238	Air Techniques International 2i Digital Aerosol Photometer	10/19/2020	10/19/2021	30344
268	Met One 3413 Particle Counter	12/3/2020	12/3/2021	1909525015



Q.A. Representative : Daniel Perez Reyes



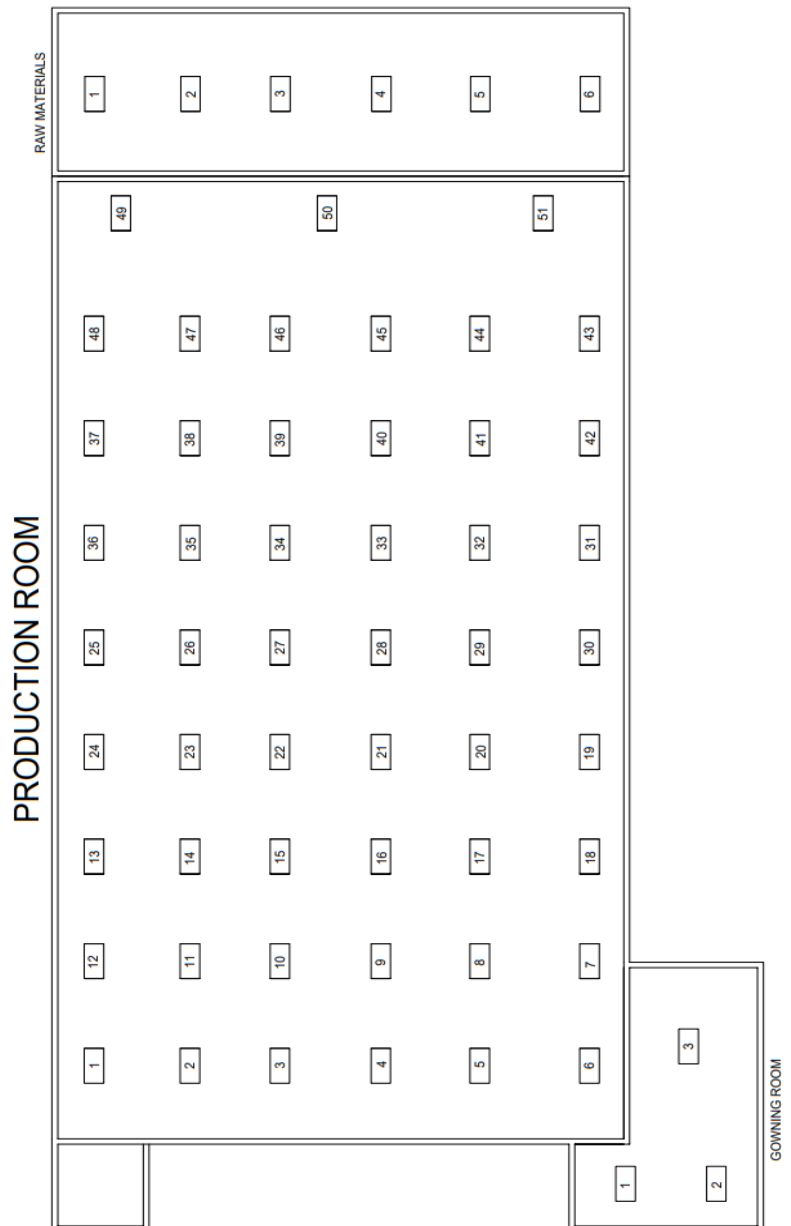
Customer: Brentwood Industries
 Test Name: Clean Room Certification

Test Date: Mar-16-2021
 Technician(s): P * Carlos Ramírez
 P Eduardo Castellanos
 P Samuel Carrizales

CLEAN ROOM CERTIFICATION REPORT

AIRFLOW VOLUME, ROOM PRESSURIZATION AND UNIFORMITY TESTS REPORT

CLEAN ROOM HEPA FILTERS MAPPING





Temp.: 20.3 °C Hum.: 46.0 %RH

PRODUCTION ROOM AIRFLOW MEASUREMENTS									
Room Name	Filter ID	Individual Measurements	Lower Limit	Upper Limit	Avg. Vel. (fpm)	Area (ft ²)	KV Factor	AVG. Vol. (cfm)	ΔP
Production Room	1	(CFM) 474	1	1000	59.3	8.00	1	474	N/A
Comments: N/A									
Production Room	2	(CFM) 514	1	1000	64.3	8.00	1	514	N/A
Comments: N/A									
Production Room	3	(CFM) 446	1	1000	55.8	8.00	1	446	N/A
Comments: N/A									
Production Room	4	(CFM) 706	1	1000	88.3	8.00	1	706	N/A
Comments: N/A									
Production Room	5	(CFM) 535	1	1000	66.9	8.00	1	535	N/A
Comments: N/A									
Production Room	6	(CFM) 624	1	1000	78.0	8.00	1	624	N/A
Comments: N/A									
Production Room	7	(CFM) 474	1	1000	59.3	8.00	1	474	N/A
Comments: N/A									
Production Room	8	(CFM) 434	1	1000	54.3	8.00	1	434	N/A
Comments: N/A									
Production Room	9	(CFM) 454	1	1000	56.8	8.00	1	454	N/A
Comments: N/A									
Production Room	10	(CFM) 436	1	1000	54.5	8.00	1	436	N/A
Comments: N/A									
Production Room	11	(CFM) 415	1	1000	51.9	8.00	1	415	N/A
Comments: N/A									
Production Room	12	(CFM) 433	1	1000	54.1	8.00	1	433	N/A
Comments: N/A									
Production Room	13	(CFM) 432	1	1000	54.0	8.00	1	432	N/A
Comments: N/A									
Production Room	14	(CFM) 455	1	1000	56.9	8.00	1	455	N/A
Comments: N/A									
Production Room	15	(CFM) 426	1	1000	53.3	8.00	1	426	N/A
Comments: N/A									
Production Room	16	(CFM) 444	1	1000	55.5	8.00	1	444	N/A
Comments: N/A									

Test Spec: ISO 14644-3:2019 & IEST-RP-CC006.3

Vía Rápida Oriente # 17228-3, Col. Rio Tijuana 3ra. Etapa, Tijuana, B.C., C.P. 22226

2 of 14

Tels. (664) 660-9454, 969-5676 y 969-5546 -- ventas@testolutionsmexico.com -- www.testolutionsmexico.com



PRODUCTION ROOM AIRFLOW MEASUREMENTS									
Room Name	Filter ID	Individual Measurements	Lower Limit	Upper Limit	Avg. Vel. (fpm)	Area (ft ²)	KV Factor	AVG. Vol. (cfm)	ΔP
Production Room	17	(CFM) 540	1	1000	67.5	8.00	1	540	N/A
Comments: N/A									
Production Room	18	(CFM) 438	1	1000	54.8	8.00	1	438	N/A
Comments: N/A									
Production Room	19	(CFM) 483	1	1000	60.4	8.00	1	483	N/A
Comments: N/A									
Production Room	20	(CFM) 449	1	1000	56.1	8.00	1	449	N/A
Comments: N/A									
Production Room	21	(CFM) 431	1	1000	53.9	8.00	1	431	N/A
Comments: N/A									
Production Room	22	(CFM) 500	1	1000	62.5	8.00	1	500	N/A
Comments: N/A									
Production Room	23	(CFM) 507	1	1000	63.4	8.00	1	507	N/A
Comments: N/A									
Production Room	24	(CFM) 537	1	1000	67.1	8.00	1	537	N/A
Comments: N/A									
Production Room	25	(CFM) 439	1	1000	54.9	8.00	1	439	N/A
Comments: N/A									
Production Room	26	(CFM) 486	1	1000	60.8	8.00	1	486	N/A
Comments: N/A									
Production Room	27	(CFM) 439	1	1000	54.9	8.00	1	439	N/A
Comments: N/A									
Production Room	28	(CFM) 410	1	1000	51.3	8.00	1	410	N/A
Comments: N/A									
Production Room	29	(CFM) 604	1	1000	75.5	8.00	1	604	N/A
Comments: N/A									
Production Room	30	(CFM) 451	1	1000	56.4	8.00	1	451	N/A
Comments: N/A									
Production Room	31	(CFM) 400	1	1000	50.0	8.00	1	400	N/A
Comments: N/A									
Production Room	32	(CFM) 499	1	1000	62.4	8.00	1	499	N/A
Comments: N/A									

Test Spec: ISO 14644-3:2019 & IEST-RP-CC006.3



PRODUCTION ROOM AIRFLOW MEASUREMENTS									
Room Name	Filter ID	Individual Measurements	Lower Limit	Upper Limit	Avg. Vel. (fpm)	Area (ft ²)	KV Factor	AVG. Vol. (cfm)	ΔP
Production Room	33	(CFM) 445	1	1000	55.6	8.00	1	445	N/A
Comments: N/A									
Production Room	34	(CFM) 514	1	1000	64.3	8.00	1	514	N/A
Comments: N/A									
Production Room	35	(CFM) 600	1	1000	75.0	8.00	1	600	N/A
Comments: N/A									
Production Room	36	(CFM) 428	1	1000	53.5	8.00	1	428	N/A
Comments: N/A									
Production Room	37	(CFM) 469	1	1000	58.6	8.00	1	469	N/A
Comments: N/A									
Production Room	38	(CFM) 620	1	1000	77.5	8.00	1	620	N/A
Comments: N/A									
Production Room	39	(CFM) 546	1	1000	68.3	8.00	1	546	N/A
Comments: N/A									
Production Room	40	(CFM) 403	1	1000	50.4	8.00	1	403	N/A
Comments: N/A									
Production Room	41	(CFM) 414	1	1000	51.8	8.00	1	414	N/A
Comments: N/A									
Production Room	42	(CFM) 507	1	1000	63.4	8.00	1	507	N/A
Comments: N/A									
Production Room	43	(CFM) 423	1	1000	52.9	8.00	1	423	N/A
Comments: N/A									
Production Room	44	(CFM) 409	1	1000	51.1	8.00	1	409	N/A
Comments: N/A									
Production Room	45	(CFM) 648	1	1000	81.0	8.00	1	648	N/A
Comments: N/A									
Production Room	46	(CFM) 483	1	1000	60.4	8.00	1	483	N/A
Comments: N/A									
Production Room	47	(CFM) 640	1	1000	80.0	8.00	1	640	N/A
Comments: N/A									
Production Room	48	(CFM) 331	1	1000	41.4	8.00	1	331	N/A
Comments: N/A									

Test Spec: ISO 14644-3:2019 & IEST-RP-CC006.3



PRODUCTION ROOM AIRFLOW MEASUREMENTS									
Room Name	Filter ID	Individual Measurements	Lower Limit	Upper Limit	Avg. Vel. (fpm)	Area (ft ²)	KV Factor	AVG. Vol. (cfm)	ΔP
Production Room	49	(CFM) 644	1	1000	80.5	8.00	1	644	N/A
Comments: N/A									
Production Room	50	(CFM) 692	1	1000	86.5	8.00	1	692	N/A
Comments: N/A									
Production Room	51	(CFM) 619	1	1000	77.4	8.00	1	619	N/A
Comments: N/A									
Raw Mats. Room	1	(CFM) 443	1	1000	55.4	8.00	1	443	N/A
Comments: N/A									
Raw Mats. Room	2	(CFM) 488	1	1000	61.0	8.00	1	488	N/A
Comments: N/A									
Raw Mats. Room	3	(CFM) 440	1	1000	55.0	8.00	1	440	N/A
Comments: N/A									
Raw Mats. Room	4	(CFM) 447	1	1000	55.9	8.00	1	447	N/A
Comments: N/A									
Raw Mats. Room	5	(CFM) 453	1	1000	56.6	8.00	1	453	N/A
Comments: N/A									
Raw Mats. Room	6	(CFM) 292	1	1000	36.5	8.00	1	292	N/A
Comments: N/A									
Gowning Room	1	(CFM) 333	1	1000	41.6	8.00	1	333	N/A
Comments: N/A									
Gowning Room	2	(CFM) 323	1	1000	40.4	8.00	1	323	N/A
Comments: N/A									
Gowning Room	3	(CFM) 310	1	1000	38.8	8.00	1	310	N/A
Comments: N/A									

Test Spec: ISO 14644-3:2019 & IEST-RP-CC006.3



Customer: Brentwood Industries
 Test Name: Clean Room Certification

Test Date: Mar-16-2021
 Technician(s): P * Carlos Ramírez
 P Eduardo Castellanos
 P Samuel Carrizales

ROOM AIR EXCHANGE RATE DATA

Room Area	Volume (ft ³)	Supply Air (CFM)	RAER AK Factor	RAER (ACH)
Gowning Room	4,152	966	1	14.0
Production Room	44,076	25,150	1	34.2
Raw Materials Room	13,980	2,563	1	11.0

Test Spec: ISO 14644-4:2001

Temp.: 20.3 °C Hum.: 46.0 %RH

ROOM PRESSURIZATION DATA

Zone (+)	to Zone (-)	Actual ΔP ("wc)	Min ΔP ("wc)	Max ΔP ("wc)	Meets Criteria	Result
Raw Materials	Transfer Room	0.0204	0.0200	0.0800	Yes	Compliance with ISO 7
Production Room	Raw Materials	0.0240	0.0200	0.0800	Yes	Compliance with ISO 7
Production Room	Exterior	0.0415	0.0200	0.0800	Yes	Compliance with ISO 7
Producton Room	Gowning Room	0.0255	0.0200	0.0800	Yes	Compliance with ISO 7
Gowning Room	Exterior	0.0205	0.0200	0.0800	Yes	Compliance with ISO 7

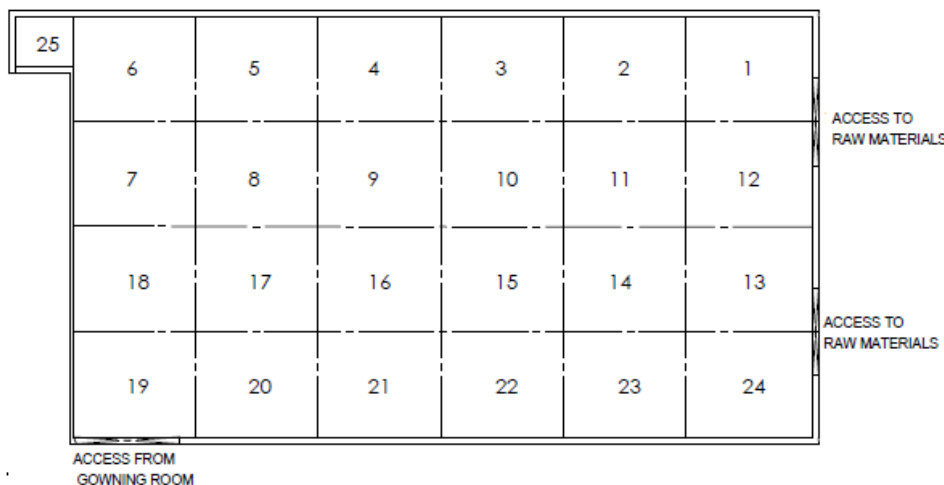
Test Spec: ISO 14644-3:2019 & IEST-RP-CC006.3



Customer: Brentwood Industries
 Test Name: Clean Room Certification

Test Date: Mar-16-2021
 Technician(s): P * Carlos Ramírez
 P Eduardo Castellanos
 P Samuel Carrizales

PRODUCTION ROOM SAMPLE LOCATIONS MAPPING



Temp.: 20.3°C Hum.: 46.0 %RH

LIGHTING LEVEL TEST

Room Area	Location	Sample Light Avg (Lux)	Result
Production Room	1	506	Compliance with IEST-RP-CC006.3
Production Room	2	756	Compliance with IEST-RP-CC006.3
Production Room	3	966	Compliance with IEST-RP-CC006.3
Production Room	4	1,085	Compliance with IEST-RP-CC006.3
Production Room	5	1,100	Compliance with IEST-RP-CC006.3
Production Room	6	983	Compliance with IEST-RP-CC006.3
Production Room	7	1,203	Compliance with IEST-RP-CC006.3
Production Room	8	1,307	Compliance with IEST-RP-CC006.3
Production Room	9	1,149	Compliance with IEST-RP-CC006.3
Production Room	10	960	Compliance with IEST-RP-CC006.3
Production Room	11	951	Compliance with IEST-RP-CC006.3
Production Room	12	544	Compliance with IEST-RP-CC006.3
Production Room	13	685	Compliance with IEST-RP-CC006.3
Production Room	14	829	Compliance with IEST-RP-CC006.3
Production Room	15	933	Compliance with IEST-RP-CC006.3
Production Room	16	1,156	Compliance with IEST-RP-CC006.3
Production Room	17	1,198	Compliance with IEST-RP-CC006.3
Production Room	18	1,203	Compliance with IEST-RP-CC006.3
Production Room	19	993	Compliance with IEST-RP-CC006.3
Production Room	20	1,171	Compliance with IEST-RP-CC006.3
Production Room	21	1,183	Compliance with IEST-RP-CC006.3
Production Room	22	1,002	Compliance with IEST-RP-CC006.3
Production Room	23	730	Compliance with IEST-RP-CC006.3
Production Room	24	484	Compliance with IEST-RP-CC006.3
Production Room	25	536	Compliance with IEST-RP-CC006.3

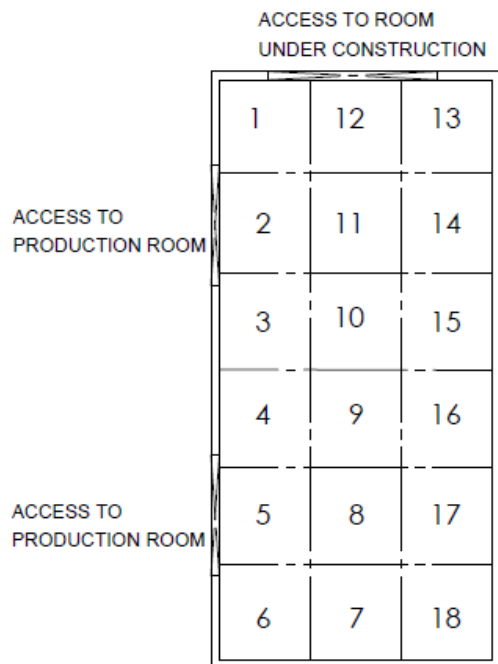
Test Spec: IEST-RP-CC006.3



Customer: Brentwood Industries
 Test Name: Clean Room Certification

Test Date: Mar-16-2021
 Technician(s): P * Carlos Ramírez
 P Eduardo Castellanos
 P Samuel Carrizales

RAW MATERIALS ROOM SAMPLE LOCATIONS MAPPING



Temp.: 20.3°C Hum.: 46.0 %RH

LIGHTING LEVEL TEST

Room Area	Location	Sample Light Avg (Lux)	Result
Raw Materials	1	452	Compliance with IEST-RP-CC006.3
Raw Materials	2	546	Compliance with IEST-RP-CC006.3
Raw Materials	3	699	Compliance with IEST-RP-CC006.3
Raw Materials	4	733	Compliance with IEST-RP-CC006.3
Raw Materials	5	853	Compliance with IEST-RP-CC006.3
Raw Materials	6	729	Compliance with IEST-RP-CC006.3
Raw Materials	7	804	Compliance with IEST-RP-CC006.3
Raw Materials	8	970	Compliance with IEST-RP-CC006.3
Raw Materials	9	976	Compliance with IEST-RP-CC006.3
Raw Materials	10	888	Compliance with IEST-RP-CC006.3
Raw Materials	11	853	Compliance with IEST-RP-CC006.3
Raw Materials	12	725	Compliance with IEST-RP-CC006.3
Raw Materials	13	819	Compliance with IEST-RP-CC006.3
Raw Materials	14	854	Compliance with IEST-RP-CC006.3
Raw Materials	15	975	Compliance with IEST-RP-CC006.3
Raw Materials	16	996	Compliance with IEST-RP-CC006.3
Raw Materials	17	1,147	Compliance with IEST-RP-CC006.3
Raw Materials	18	1,173	Compliance with IEST-RP-CC006.3

Test Spec: IEST-RP-CC006.3

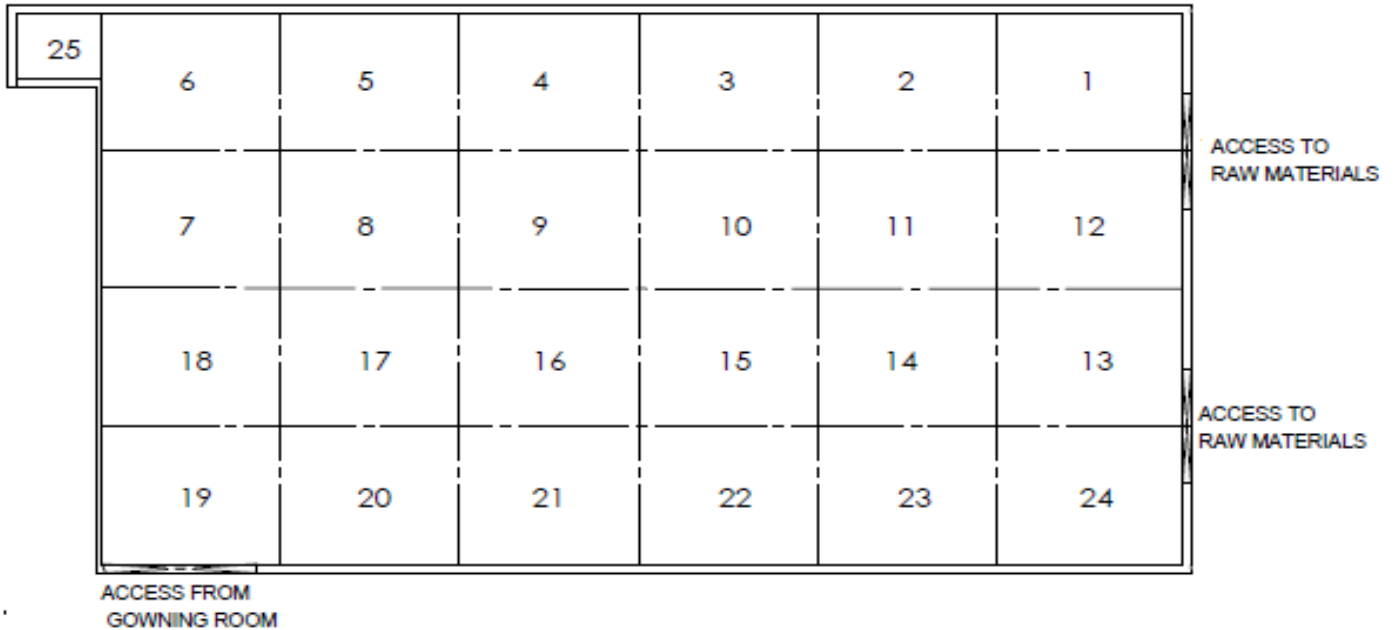


Customer: Brentwood Industries
 Test Name: Clean Room Certification

Test Date: Mar-16-2021
 Technician(s):

P	* Carlos Ramírez
P	Eduardo Castellanos
P	Samuel Carrizales

PRODUCTION ROOM SAMPLE LOCATIONS MAPPING





Customer: Brentwood Industries
 Test Name: Clean Room Certification

Test Date: Mar-16-2021
 Technician(s): P * Carlos Ramírez
 P Eduardo Castellanos
 P Samuel Carrizales

Airborne Nonviable Particle Count Test Report

Clean Zone: Production Room Area Status: *Operational* Area (ft²): 3,673 Cust ID: N/A
 Test Spec: ISO 14644-1:2015 & IEST-RP-CC006.3 Class: ISO-7 Sample Volume: 28.3 L Occupants: 9
 Test Date: Mar-16-2021 Due Date: Mar-16-2022 Temperature: 20.3 °C Humidity: 46.0 %RH

Testing is performed in accordance with ISO 14644-1:2015 & IEST-RP-CC006.3

Location	PPCM (µm) ≥ 0.3	PPCM (µm) ≥ 0.5	PPCM (µm) ≥ 1.0	PPCM (µm) ≥ 3.0	PPCM (µm) ≥ 5.0	PPCM (µm) ≥ 10.0
	Count Measured	Count Measured	Count Measured	Count Measured	Count Measured	Count Measured
1	1,229,974.0	157,676.3	8,861.4	1,195.6	492.3	351.6
2	1,519,549.9	198,241.9	11,955.0	1,265.8	281.3	35.5
3	856,519.9	116,472.1	7,877.3	1,195.7	422.0	281.4
4	1,126,881.4	149,528.8	12,308.3	1,688.0	492.3	140.7
5	1,084,464.4	192,348.3	17,582.1	4,079.0	2,250.5	1,125.3
6	585,930.4	99,191.0	9,778.4	3,025.0	1,758.7	773.8
7	576,593.1	90,730.1	7,103.7	2,110.0	1,125.3	422.0
8	1,018,917.0	187,060.5	13,713.1	2,391.0	773.6	211.0
9	1,629,220.6	285,312.3	14,068.7	2,180.6	703.4	211.0
10	1,723,800.8	267,407.5	20,607.7	5,134.3	2,743.0	1,266.0
11	2,191,574.7	319,924.0	19,902.9	4,993.3	2,461.5	1,195.6
12	1,894,344.4	263,787.3	13,857.6	2,602.7	1,547.6	633.1
13	1,505,660.7	231,559.0	17,720.3	4,008.2	1,898.6	914.1
14	1,869,849.6	271,058.9	11,601.7	773.4	281.3	70.3
15	1,082,630.1	141,561.2	6,821.4	421.9	211.0	0.0
16	999,718.7	143,962.3	10,689.9	3,375.8	2,039.5	1,125.3
17	1,086,919.8	157,032.3	6,821.4	984.5	492.3	351.6
18	1,048,952.1	159,164.4	11,956.7	2,039.7	844.0	422.0
19	968,495.1	136,497.9	7,946.6	1,406.5	421.9	211.0
20	724,933.2	105,540.7	8,226.7	2,320.3	1,195.3	421.9
21	749,666.0	1,145,489.0	16,595.2	5,344.2	2,883.1	1,195.4
22	627,066.2	90,947.5	7,244.8	1,406.8	773.7	281.4
23	778,590.5	102,968.1	8,791.7	1,828.7	844.0	281.3
24	1,224,878.7	176,640.2	8,789.8	1,265.7	632.9	351.6
25	729,636.5	95,426.8	7,964.5	1,664.7	1,311.1	289.5
Mean Average	1,153,390.7	211,421.1	11,551.5	2,348.1	1,155.2	502.5

Mean Average	Standard Error	Particle Size (µm)	Class Limit, PPCM	Results
211,421.1	201,639.9	0.5	352,000	Compliance with ISO 7
11,551.5	4,141.1	1.0	83,200	Compliance with ISO 7
1,155.2	801.7	5.0	2,930	Compliance with ISO 7

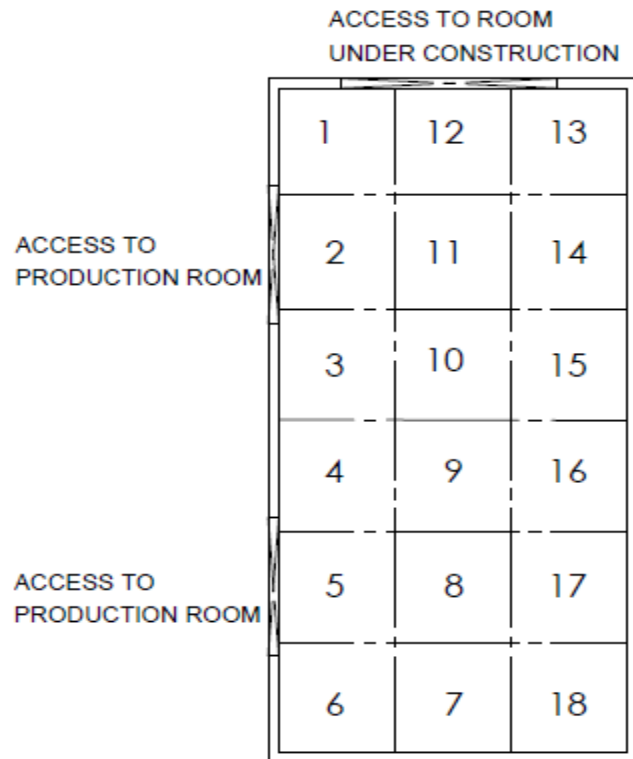


Customer: Brentwood Industries
 Test Name: Clean Room Certification

Test Date: Mar-16-2021

Technician(s):	P * Carlos Ramírez
	P Eduardo Castellanos
	P Samuel Carrizales

RAW MATERIALS ROOM SAMPLE LOCATIONS MAPPING





Customer: Brentwood Industries
 Test Name: Clean Room Certification

Test Date: Mar-16-2021
 Technician(s): P * Carlos Ramírez
 P Eduardo Castellanos
 P Samuel Carrizales

Airborne Nonviable Particle Count Test Report

Clean Zone: Raw Materials Room Area Status: *Operational* Area (ft²): 1,165 Cust ID: N/A
 Test Spec: ISO 14644-1:2015 & IEST-RP-CC006.3 Class: ISO-7 Sample Volume: 28.3 L Occupants: 3
 Test Date: Mar-16-2021 Due Date: Mar-16-2022 Temperature: 20.3 °C Humidity: 46.0 %RH

Testing is performed in accordance with ISO 14644-1:2015 & IEST-RP-CC006.3

Location	PPCM (µm) ≥ 0.3	PPCM (µm) ≥ 0.5	PPCM (µm) ≥ 1.0	PPCM (µm) ≥ 3.0	PPCM (µm) ≥ 5.0	PPCM (µm) ≥ 10.0
	Count Measured	Count Measured	Count Measured	Count Measured	Count Measured	Count Measured
1	1,301,449.9	209,600.2	24,985.9	4,504.5	2,252.3	1,407.7
2	1,203,576.0	193,580.2	20,977.1	4,153.2	2,323.0	1,055.9
3	914,138.9	148,708.6	18,157.6	4,644.9	2,111.3	1,055.7
4	817,778.7	128,589.5	14,921.2	3,871.1	1,618.8	563.1
5	921,956.4	167,346.9	30,682.6	10,133.7	1,715.0	1,759.3
6	857,946.9	141,771.6	17,097.0	3,306.8	1,618.2	422.1
7	649,641.2	106,585.1	13,085.7	2,251.3	1,125.7	422.1
8	641,263.8	99,218.9	11,821.8	1,970.3	914.8	492.6
9	723,453.7	114,629.5	11,962.6	2,462.9	774.0	211.1
10	665,353.5	108,758.4	11,888.8	3,025.0	1,477.3	703.5
11	674,618.3	108,085.3	12,736.6	3,588.8	1,899.9	562.9
12	717,844.1	109,344.2	9,147.2	1,759.1	774.0	211.1
13	903,679.7	131,429.0	12,945.0	2,392.2	1,266.4	281.4
14	903,974.7	131,691.9	10,130.1	2,532.5	1,336.6	5,628.0
15	1,072,398.5	156,828.3	10,764.8	2,251.5	1,055.4	492.5
16	918,120.4	132,104.7	11,184.6	2,040.0	984.8	492.4
17	1,502,708.4	209,145.3	16,883.6	1,969.8	422.1	140.7
18	1,496,939.0	213,848.4	17,662.4	2,955.5	1,477.7	351.8
Mean Average	938,157.9	145,070.3	15,390.8	3,323.0	1,397.1	903.0

Mean Average	Standard Error	Particle Size (µm)	Class Limit, PPCM	Results
145,070.3	37,483.1	0.5	352,000	Compliance with ISO 7
15,390.8	5,457.6	1.0	83,200	Compliance with ISO 7
1,397.1	522.0	5.0	2,930	Compliance with ISO 7

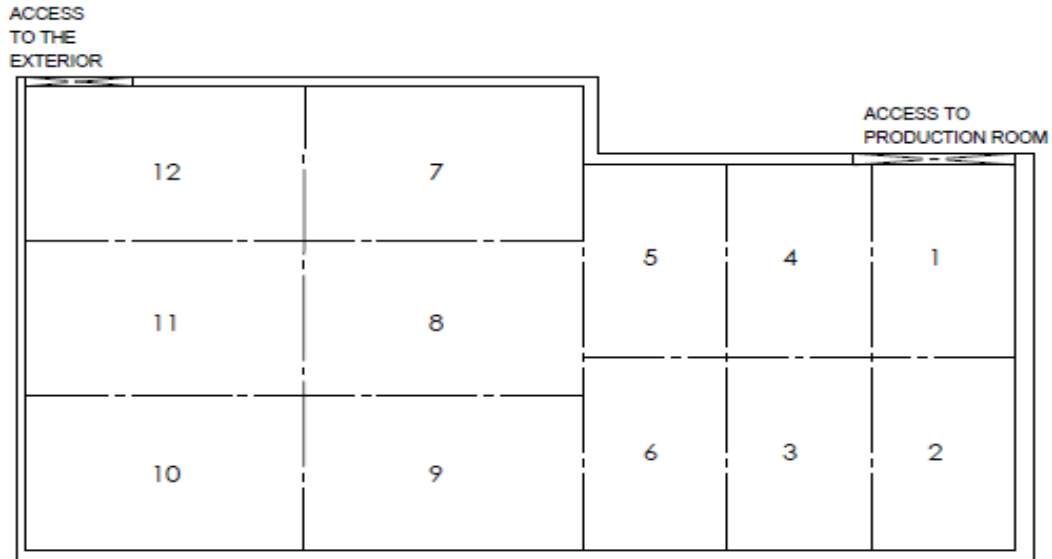


Customer: Brentwood Industries
 Test Name: Clean Room Certification

Test Date: Mar-16-2021
 Technician(s):

P	* Carlos Ramírez
P	Eduardo Castellanos
P	Samuel Carrizales

GOWNING ROOM SAMPLE LOCATIONS MAPPING





Customer: Brentwood Industries
 Test Name: Clean Room Certification

Test Date: Mar-16-2021
 Technician(s): P * Carlos Ramírez
 P Eduardo Castellanos
 P Samuel Carrizales

Airborne Nonviable Particle Count Test Report

Clean Zone: Gowning Room Area Status: *Operational* Area (ft²): 346 Cust ID: N/A
 Test Spec: ISO 14644-1:2015 & IEST-RP-CC006.3 Class: ISO-7 Sample Volume: 28.3 L Occupants: 2
 Test Date: Mar-16-2021 Due Date: Mar-16-2022 Temperature: 20.3 °C Humidity: 46.0 %RH

Testing is performed in accordance with ISO 14644-1:2015 & IEST-RP-CC006.3

Location	PPCM (µm) ≥ 0.3	PPCM (µm) ≥ 0.5	PPCM (µm) ≥ 1.0	PPCM (µm) ≥ 3.0	PPCM (µm) ≥ 5.0	PPCM (µm) ≥ 10.0
	Count Measured	Count Measured	Count Measured	Count Measured	Count Measured	Count Measured
1	13,223.6	4,361.0	2,672.9	1,125.4	422.0	281.4
2	8,582.5	3,165.7	1,407.0	844.2	492.4	211.0
3	31,575.2	10,267.2	5,696.2	2,742.6	1,195.5	421.9
4	40,717.3	15,893.1	8,931.1	3,797.5	1,898.7	843.9
5	51,202.7	17,161.3	9,073.0	4,360.7	2,532.0	1,336.3
6	44,872.7	17,935.0	11,112.8	4,993.7	2,110.0	1,055.0
7	30,173.0	16,036.0	10,550.0	5,415.7	2,672.7	1,055.0
8	41,068.9	23,769.3	15,682.1	7,454.3	2,656.8	1,687.8
9	27,916.5	12,798.0	7,031.9	3,023.7	1,758.0	703.2
10	26,232.5	10,900.9	6,610.9	3,094.5	1,406.6	492.3
11	26,647.0	12,444.6	6,749.6	3,374.8	1,687.4	562.5
12	29,355.7	12,692.3	7,531.9	4,679.1	1,967.4	892.0
Mean Average	30,964.0	13,118.7	7,754.1	3,742.2	1,733.3	795.2

Mean Average	Standard Error	Particle Size (µm)	Class Limit, PPCM	Results
13,118.7	5,467.6	0.5	352,000	Compliance with ISO 7
7,754.1	3,632.1	1.0	83,200	Compliance with ISO 7
1,733.3	722.0	5.0	2,930	Compliance with ISO 7